

le (CCM) operations. Robust operation
 and with adaptive gate drive and faster
 with 4 A sink current and ultra-short

ring detection circuitry prevents the IC
 ring on during DCM or QR operations.
 Turn-on blanking function prevents an
 off due to parasitic ringing. Ultra-short
 increases SR MOSFET conduction time
 efficiency.

generates its own supply voltage
 using auxiliary winding for low-side or
 cation. This feature makes it suitable
 applications with a very low output voltage
 voltage range.

available in an SOP-8 package.


high-side rectification

Supports wide output voltage range down to 0V
 4 A sink gate driver prevent false turn-on by the
 miller effect

Ultra-short turn-on delay, increase
 conduction time, optimize efficiency

Low quiescent current

Compatible with energy efficiency regulations

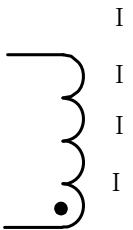


Applications

QC, USB-PD and PPS AC-DC Chargers

High Efficiency Adaptors

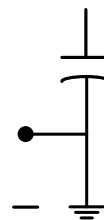
High Efficiency and Power Density Flyback
 Converters



Application



BPS211B





BP6211B

Fast Turn-Off Synchronous Rectifier for CCM/DCM Flyback Converter

Ordering Information

Part Number	Package	Packing	Marking
BP6211B	SOP-8	Tape & Reel 4,000 pcs/Reel	BP6211B XXXXXY ZZZZWXX

Pin Configuration and Marking Information

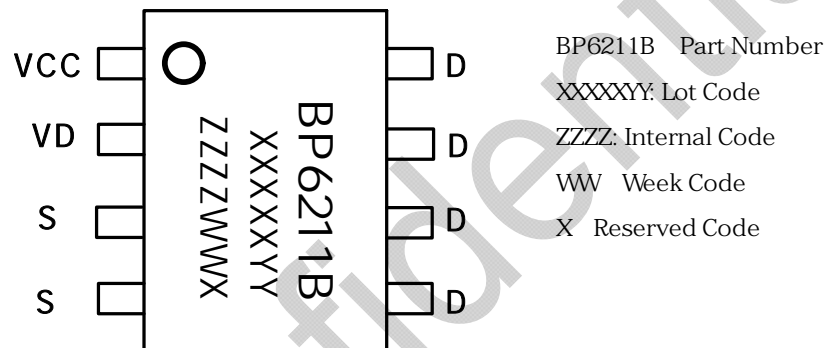


Figure 2. SOP-8 Pin Configuration

Pin Functions

Pin NO.	Pin Name	Description
1	VCC	Linear regulator output. VCC is the supply of the BP6211B.
2	VD	MOSFET drain voltage sensing. VD is also used as the linear regulator input.
3 4	S	MOSFET source. S is also used as a reference for VCC.
5 6 7 8	D	MOSFET drain.

BPS Confid



||